



# Bandplan Review

HF Data Segment Expansion / Revision 2021



# Objectives

**To review the data modes usage of the Amateur Radio HF spectrum and propose changes that:**

- *Reduce inter-mode conflict between dissimilar operating modes*
- *Facilitate expansion of new technologies*



# Background

**The aim of band planning is to minimize interference between activities that have fundamentally different / incompatible transmission characteristics**

**The current IARU Band planning process is therefore based on:**

- *Primary: Defining segments where particular bandwidth emissions are grouped*
- *Secondary: Defining Centre's of Activity within these groups to guide Radio Amateurs to carry out certain activities in agreed frequency band segments*



# Problem 1 – definition by Bandwidth



# Problem 1 – Segments by Bandwidth

- The use of “bandwidth” as a defining transmission characteristic is failing given advances particularly in data modes over the last decade.
- It no longer provides clear separation of these activities:
  - *Data vs Voice – both can use 2700Hz (and wider) bandwidths*
  - *Data vs CW – both can use 200Hz (and narrower) bandwidths*
- *It can also be mis-understood. Is the bandwidth of an FT8 channel 50Hz or 3kHz for example?*
  - *(It is 50Hz of course, but with multiple stations “sharing” a 3kHz spectrum slice)*



# Problem 1 – Segments by Bandwidth

*Further:*

- *The notional 500Hz narrow band data mode definition is historically based on receiver bandwidth requirements for signal separation.*
- *However what do general amateurs understand bandwidth to mean in the context of the band plans?*
  - *Consider that an FT8 transmission is 50Hz, JT65 is 200Hz, WSPR is 5Hz – etc. but they all operate within a 3kHz receiver window – so are they narrowband or wideband?*
- *Does that mean we need more bandwidth definitions, or would that just confuse the band plan users even more?*



## Problem 2 – Centre of Activity Characterisation



## Problem 2 – Categories of Data

The original way of defining a band plan had, at its core, the notion that all communications were “conversational”.

Today’s data operating modes have, however, introduced new paradigms:

- *Time Synchronised transmissions for narrow band, very low bit-rate, set information structure exchange style communications*
- *Increased use of automated message passing networks – particularly for EMCOM scenarios*





## Problem 2 – Categories of Data

- *The time synchronised modes, with their very weak signal capabilities, have in particular, proven wildly popular among a large proportion of the Amateur Radio community.*
  - *This has led to congestion within the utilized “3kHz” multiplex channels.*
- *This has also led to conflict between legacy conversational data modes and the newer time synchronised modes*
  - *Eg. previous attempts to expand the time synchronised mode channels into legacy conversational mode band centre's of activity*
- *More space needs to be found to support the existence of this new family of modes while separating it from conversational data mode activity*



# Proposal



# Aim

## First:

- Update IARU's band plan definition toolkit:
  - *Augment "Bandwidth" as a defining characteristic with something more relatable to Amateur operators, that fundamentally supports the objective of keeping incompatible modes separated*
  - *Add additional data mode defined characteristics to help separate activities that are also fundamentally incompatible within the data mode family*

## Then:

- Define new revised band plans using these tools focusing on the data sub-bands considering:
  - *Popularity and capacity requirements*
  - *Existing band users and inter-mode compatibility assessments*



# Proposal 1 – Segments by Activity

## Proposal 1

- **Primary usage definitions to be replaced with a simplified descriptions of band activity:**
  - *CW Mode* – readable by a trained ear – can be hand sent – a non voice aural mode
  - *Voice/Image Modes* – direct human to human spoken or complex visual communication (can include digital transmission of speech and SSTV)
  - *Data Modes* – data streams generated by machines that require interpretation before they can be read as clear text on a screen



# Proposal 2 – Data Mode Definitions

## Proposal 2

- **Enhance Centres of Activity definitions within the data mode segment to identify the three core types of data communication in use today:**
- The new plan proposes the Data segment be subdivided one layer further:
  - Conversational Modes
    - *PSK, RTTY, Olivia etc*
  - Time Synchronised Modes
    - *WSJT (FT8, JT9, JT65, WSPR etc) / JS8*
  - Unattended Modes *(currently flagged as ACDS)*
    - *APRS, PacTOR, WinLink*



# Proposal 3 – Revise the Band Plans

## Proposal 3

- **Develop representations of the HF band plans using the new tools including definition of the new Data Sub-band centre's of activity**
- **Address mode segment capacity shortfalls where they are identified**



# Proposal 3 - Planning Principles

- **Harmonise the band plans globally as far as possible**
- **Seek to unify and simplify band segments**
  - so that clear simple boundaries exist to aid in implementation
- **When considering how to grow segments:**
  - ***First preference*** – Rearrange within existing usage category
    - Eg. rearrange the data segments noting changed activity mix to accommodate mode category expansion
  - ***Second preference*** - change primary usage category
    - Eg. Data to expand into non data mode segments as a last resort
    - Consider the impacts of WRC-03 and changed bandwidth now available (7MHz)
    - Consider regional limitations (eg 3.5MHz in Region 3 and country access limits)



# Band Plan Charts

- A segment view focused on data modes is presented here
- For each band we present the current arrangement region by region followed by a new global response
- The full band plan proposals follow.





# 160M Band

To be addressed during a later review



# 80M Band



# 80m Detailed Changes

- **CW (Primary)** – no change
- **Data** – 50 → 54kHz bandwidth (shared with voice)
  - 14kHz for “Time Sync Data”
    - WSJT FT8, FT4, JT65, JT9, Q65, JS8Call etc – 3570-3584kHz
  - 16kHz for conversational
    - PSK recommended to move into 3590-3594kHz
    - Wideband Olivia/Domino etc recommended for 3584-3590kHz (Note Region 3 WEFAX Broadcasts on 3584 from HL)
  - 25kHz for automatic unattended – (may not be fully available in Region 3)
    - ACDS recommended in 3600-3625 kHz bringing Region 1 and 2 into alignment
      - (this needs to be demand tested – note it is already shared with Voice in R3 due to R3 spectrum constraints)
- **Voice/Image** – no change (subject to which region you are in)
  - Share ACDS band as they do today
  - **Proposal:**
    - **EmCom Region 3 moves from 3600 to 3680 kHz** ←
    - Digital Voice moves to 3690kHz

## **NOTE: Region 3 Allocations**

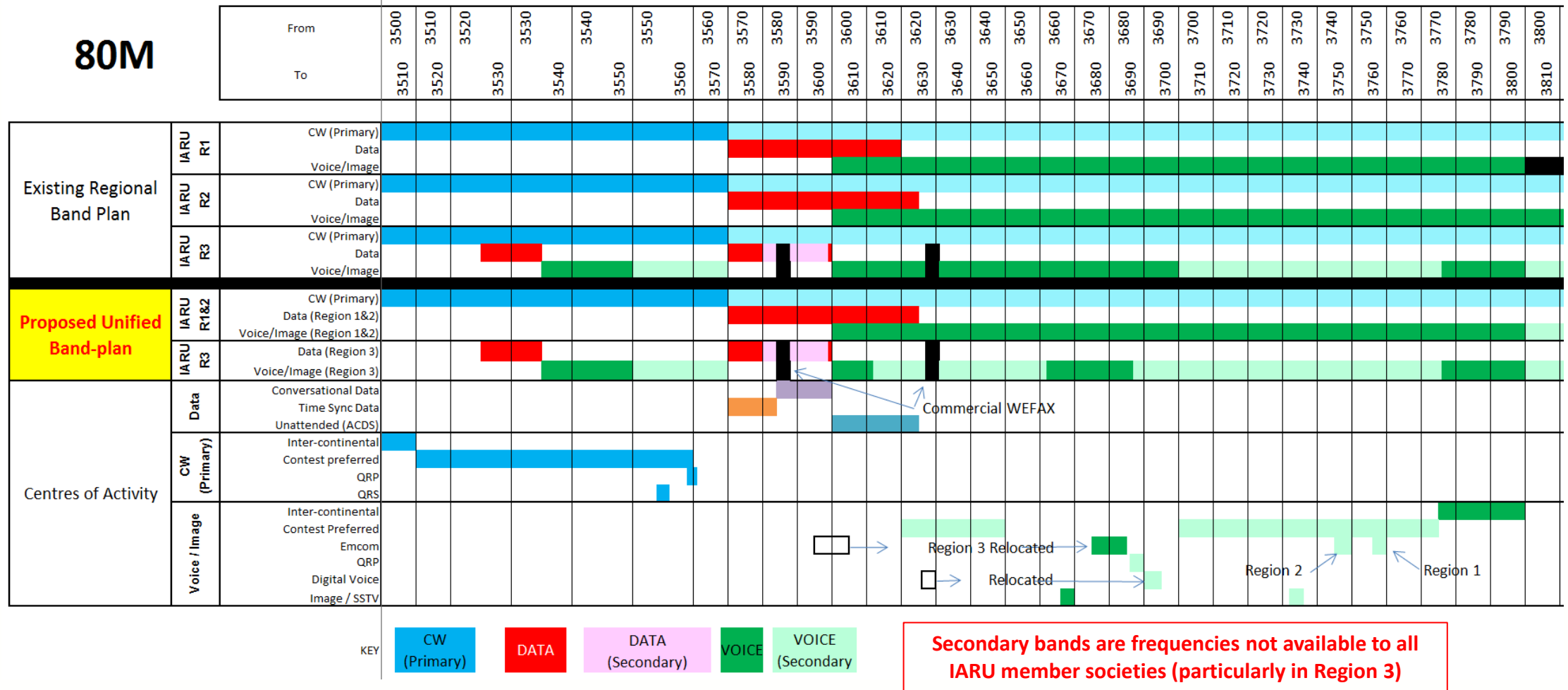
A number of region 3 countries do not permit access to all of 80m, indeed much of the band is blocked to amateurs. As a result, there will need to be retained some Region 3 specific variations until such time as the authorities in those regions permit amateur activity over more of the band.

Aligns with majority region 3 regulatory access and separates it from data modes



# 80m Band – Structure & Options

80M





# 80m Band - Proposal

	Frequency Segment (kHz)	Primary Mode	Secondary Mode	Max Bandwidth (Hz)	Centres of Activity	Sub-Band (kHz)
80m Band	3500-3570	CW		200	Intercontinental	3500-3510
						Contest Preferred
		CW	Data (R3)	2700	Region 3 Only - Secondary Data	3525-3535
			Speech (R3)	2700	Region 3 Only - Secondary Speech	3535-3570
		CW		200	CW - QRS	3555
				200	CQ - QRP	3560
	3570-3600	Data		200	WSPR Weak Signal Beacons (Dial 3568.6 kHz)	3570.0-3570.2
					Time Synced Modes (eg WSJT Family Modes)	3570-3584
				2700	Conversational Data (eg PSK/RTTY/Olivia)	3584-3600
	3600-3625	Data	Speech (R3)	2700	Automatic Controlled Data Stations (ACDS)	3600-3625
	3625-3700	Speech / Image		2700	SSTV Region 3	3670
					<b>Emergency Comms Region 3</b>	<b>3680</b>
Digital Voice					3690	
3700-3775	Speech / Image		2700	SSTV	3735	
				<b>Emergency Comms Region 2</b>	<b>3750</b>	
				<b>Emergency Comms Region 1</b>	<b>3760</b>	
3775-3800	Speech / Image		2700	Inter-Continental DX Window		
REGION 2/3 Only	3800-3875	Speech / Image		2700	REGION 2/3 ONLY	
					SSTV	3845
	3875-3900	Speech / Image		6000	AM (6kHz BW allowed)	3885
	3900-4000	Speech / Image		2700	<b>Emergency Comms Region 2</b>	<b>3985</b>



# 60M Band

No Changes



# 40M Band



# 40m Detailed Changes

- **CW (Primary)** – no change
- **Data** – 13 → 40kHz bandwidth increase
  - 15kHz for “Time Sync Data” 7065-7080kHz
    - WSJT FT8, FT4, JT65, JT9, Q65, JS8Call etc
  - 20kHz for conversational
    - PSK/Olivia moves to Region 1/3 net on 7040-7044kHz
    - RTTY 7044 – 7060 kHz
    - ACDS 7050 – 7065 kHz– shares conversational
  - *NOTE: Within Region 3 this would require the JA domestic FT8 channel to be moved. The suggestion to JARL is to consider 7037 as an alternative*
    - *(This exists due to local regulations prohibiting domestic data mode contacts between JA stations above 7045kHz)*
- **Voice/Image** – bandwidth reduction
  - 147kHz → 120kHz (Region 1/2) or 160kHz → 120kHz (Region 3)
    - 7053-7080 kHz (R1/2) or 7040-7080 kHz (R3) withdrawn from primary voice use  
NOTE: 7060-7070kHz to remain as secondary
  - OBSERVATION: 7070-7080 has been shared (badly) with data for years so **effective net loss is really only 7kHz in Region 1/2** with 10kHz remaining shared with data for “low power” local uses
  - Region 2 EmCom SSB channel must move from 7060
    - propose alignment with Region 1/3 on 7110 kHz
    - + leave 7240 and 7275 for USA

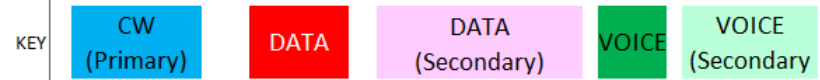
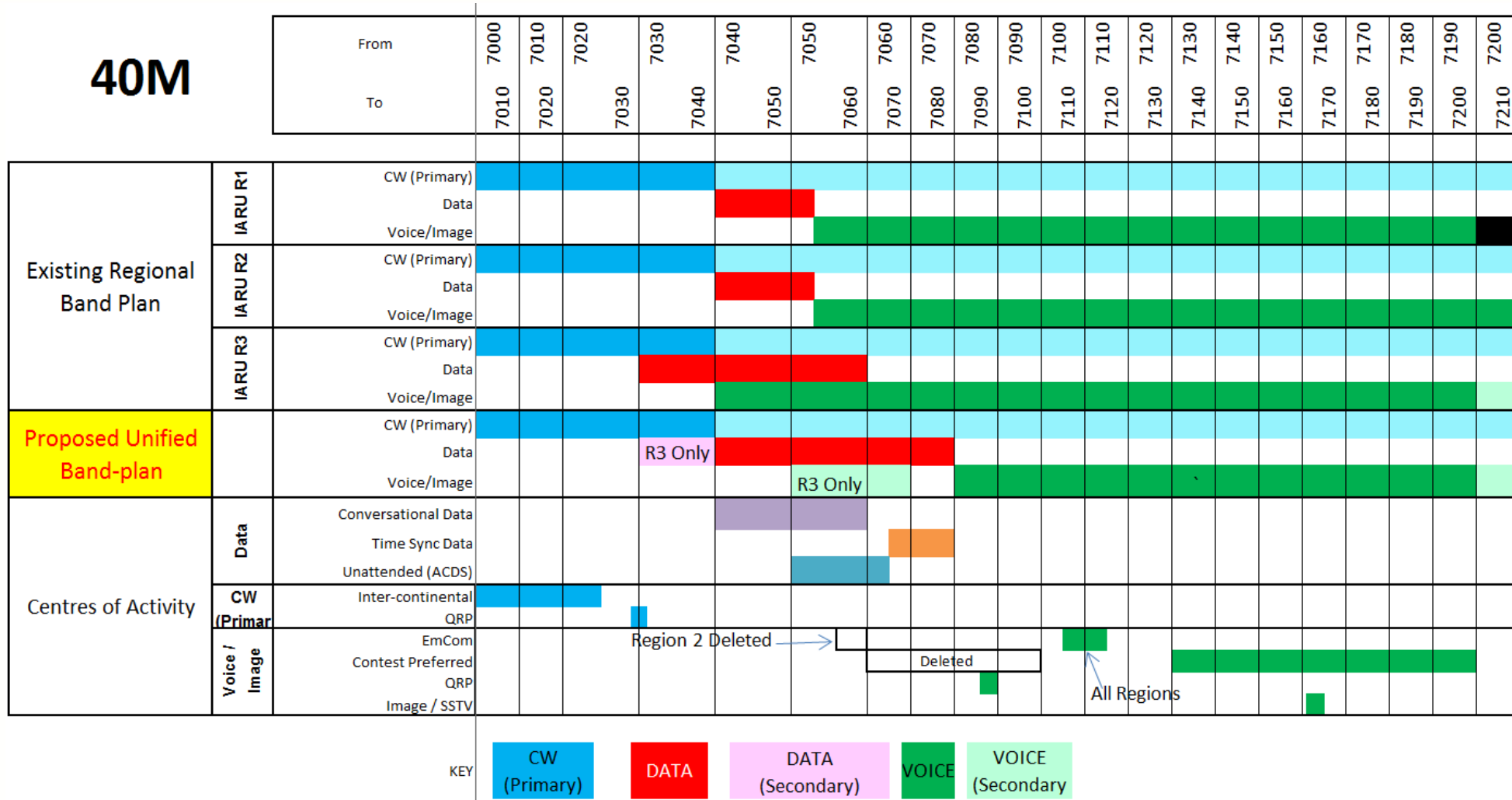
**Note: Region 3 retains 7030-7040 Data due to regulatory limitations in some region 3 nations**





# 40m Band – Structure & Options

40M





# 40m Band - Proposal

40m Band	Frequency Segment (kHz)	Primary Mode	Secondary Mode	Max Bandwidth (Hz)	Centres of Activity	Sub-Band (kHz)
	7000-7030	CW			200	CQ - QRP
7030-7040	CW		Data (R3)	2700	Region 3 Only - Data (due to restrictions above 7045kHz)	7030-7040
7030-7040	CW		Data (R3)	2700	Japan Only - Time Synced Modes (eg WSJT Family Modes)	7037-7040
7040-7060	Data			2700	WSPR Weak Signal Beacons (Dial 7038.6 kHz)	7040.0-7040.2
					Conversational Data (eg PSK/RTTY/Olivia)	7040-7060
					Automatic Controlled Data Stations (ACDS)	7050-7060
7060-7065	Data	Speech		2700	Automatic Controlled Data Stations (ACDS)	7060-7065
					Digital Voice	7065
7065-7070				200	Time Synced Modes (eg WSJT Family Modes)	7065-7070
7070-7080	Data			200	Time Synced Modes (eg WSJT Family Modes)	7065-7080
7080-7175	Speech / Image			2700	SSB Contest Preferred	7080-7100
					SSB - QRP	7090
					<b>Emergency Comms</b>	<b>7110</b>
					SSB Contest Preferred	7130-7175
					SSTV	7165
7175-7200	Speech / Image			2700	SSB Contest Preferred - Priority for Intercontinental	7175-7200
REGION 2 Only	7200-7300	Speech / Image		2700	<b>Emergency Comms Region 2</b>	<b>7240</b>
					<b>Emergency Comms Region 2</b>	<b>7275</b>
					SSB - QRP	7285
					AM - 6kHz allowed	7290



# 30M Band



# 30m Summary

- **CW (Primary)** – no change
- **Data** – no change
  - **10kHz for “Time Sync Data” 10130-10140kHz** – the band is too narrow to expand this segment
    - WSJT FT8, FT4, JT65, JT9, Q65, JS8Call etc
    - *WSPR remains in 10140-10140.3 kHz*
  - **7kHz for conversational**
    - *PSK/Olivia remains on 10140-10143kHz*
    - *RTTY 10143-10147kHz*
  - **7kHz for Automatic Unattended (shared with RTTY)**
    - *ACDS – 10143-10150kHz*
- **Voice/Image** – Not Permitted (with exceptions)
  - VK/Africa (South of the equator) SSB should only use 10120-10130kHz



# 30m Band – Structure and Options

## 30M

From	10100	10110	10120	10130	10140	10150
To	10110	10120	10130	10140	10150	

Existing Regional Band Plan	IARU R1	CW (Primary)	10100-10120	10130-10140	10140-10150
		Data		10130-10140	10140-10150
	IARU R2	CW (Primary)	10100-10120	10130-10140	10140-10150
		Data		10130-10140	10140-10150
	IARU R3	CW (Primary)	10100-10120	10130-10140	10140-10150
		Data		10130-10140	10140-10150
Proposed Unified Band-plan		CW (Primary)	10100-10120	10130-10140	10140-10150
Centres of Activity	Data	Conversational Data		10140-10145	10145-10150
		Time Sync Data Unattended (ACDS)		10130-10140	10140-10150
	CW	QRP	10110-10115		

KEY

<span style="background-color: #00AEEF; color: white; padding: 2px;">CW (Primary)</span>	<span style="background-color: #FF0000; color: white; padding: 2px;">DATA</span>	<span style="background-color: #FFC0CB; color: black; padding: 2px;">DATA (Secondary)</span>	<span style="background-color: #008000; color: white; padding: 2px;">VOICE</span>	<span style="background-color: #90EE90; color: black; padding: 2px;">VOICE (Secondary)</span>
--	--	--	---	---



# 30m Band - Proposal

30m Band	Frequency Segment (kHz)	Primary Mode	Secondary Mode	Max Bandwidth (Hz)	Centres of Activity	Sub-Band (kHz)
	10100-10130	CW		200	CW - QRP	10116
10125-10130	CW	Speech	2700	SSB Use restricted to VK & AF where permitted	10125-10130	
10130-10150	Data		2700	Time Synced Modes (eg WSJT Family Modes)	10130-10140	
				WSPR Weak Signal Beacons (Dial 10138.6 kHz)	10140.0-10140.2	
				Conversational Data (eg PSK/RTTY/Olivia)	10140-10144	
				Automatic Controlled Data Stations (ACDS)	10144-10150	



# 20M Band



# 20m Detailed Changes

- **CW (Primary)** – no change
- **Data** – **Expand to 14120 (8kHz) Shared with Voice**
  - 21kHz for “Time Sync Data” 14074-14095kHz
    - WSJT FT8, FT4, JT65, JT9, Q65, JS8Call etc
  - 24kHz for conversational
    - *PSK/Olivia remains on 14070-14074kHz*
    - *RTTY/Wideband MFSK modes (eg Domino and Wideband Olivia) 14095-14115kHz*
  - 19kHz for Automatic Unattended
    - *ACDS – 14101-14120kHz*
- **Voice/Image** – **3kHz reduction + a further 5kHz new shared SSB/Data**
  - SSTV side recommendation
    - *SSTV CoA could move to 14330kHz to remove friction with SSB DX activity*





# 20m Band – Structure & Options

20M

From	14000	14010	14020	14030	14040	14050	14060	14070	14080	14090	14100	14110	14120	14130	14140
To	14010	14020	14030	14040	14050	14060	14070	14080	14090	14100	14110	14120	14130	14140	

Existing Regional Band Plan	IARU R1	CW (Primary)	[Blue bar from 14000 to 14100]													
		Beacon	[Light blue bar from 14000 to 14100]													
		Data	[Red bar from 14080 to 14110]													
	IARU R2	CW (Primary)	[Blue bar from 14000 to 14100]													
		Beacon	[Light blue bar from 14000 to 14100]													
		Data	[Red bar from 14080 to 14110]													
	IARU R3	CW (Primary)	[Blue bar from 14000 to 14100]													
		Beacon	[Light blue bar from 14000 to 14100]													
		Data	[Red bar from 14080 to 14110]													
Proposed Unified Band-plan	Proposed	CW (Primary)	[Blue bar from 14000 to 14100]													
		Beacon	[Light blue bar from 14000 to 14100]													
		Data	[Red bar from 14080 to 14110]													
		Voice/Image	[Green bar from 14110 to 14140]													
Centres of Activity	Data	Conversational Data	[Purple bar from 14080 to 14110]													
		Time Sync Data	[Orange bar from 14080 to 14090]													
		Unattended (ACDS)	[Blue bar from 14100 to 14120]													
		Contest preferred	[Blue bar from 14020 to 14060]													
		QRP	[Small blue bar at 14050]													
		QRS	[Small blue bar at 14060]													
		Contest Preferred	[Green bar from 14130 to 14140]													
	Emcom	[Green bar from 14130 to 14140]														
	QRP	[Green bar from 14130 to 14140]														
	Digital Voice	[Green bar from 14130 to 14140]														
	Image / SSTV	[Green bar from 14130 to 14140]														

KEY	CW (Primary)	DATA	DATA (Secondary)	VOICE	VOICE (Secondary)
-----	--------------	------	------------------	-------	-------------------



# 20m Band

20m Band	Frequency Segment (kHz)	Primary Mode	Secondary Mode	Max Bandwidth (Hz)	Centres of Activity	Sub-Band (kHz)
	14000-14070	CW		200	Contest Preferred	14025-14060
					CW - QRS	14055
					CW - QRP	14060
	14070-14099	Data		500	Conversational Data (eg PSK/RTTY/Olivia)	14070-14074
					Time Synced Modes (eg WSJT Family Modes)	14074-14092
					WSPR Weak Signal Beacons (Dial 14095.6 kHz)	14097.0-14097.2
					Conversational Data (eg PSK/RTTY/Olivia)	14092-14099
	14099-14101	CW		200	International Beacon Project	14100
	14101-14115	Data		2700	Conversational Data (eg PSK/RTTY/Olivia)	14101-14115
Automatic Controlled Data Stations (ACDS)					14101-14115	
14115-14120	Data	Speech	2700	Automatic Controlled Data Stations (ACDS)	14115-14120	
14120-14300	Speech / Image	All Modes	2700	SSB Contest Preferred	14125-14300	
				Digital Voice	14130	
				SSTV (existing)	14230	
				Speech QRP	14285	
				SSTV (New Proposed CoA)	14330	
14300-14350	Speech / Image	All Modes	2700	Speech Emergency Comms (Global)	14300	



# 17M Band



# 17m Detailed Changes

- **CW (Primary)** – Reduction from 27 → 22kHz (5kHz)
- **Data** – Expansion from 23 → 28kHz
  - 15kHz for “Time Sync Data” 18094-18109kHz
    - WSJT FT8, FT4, JT65, JT9, Q65, JS8Call etc
  - 13kHz for conversational 18090-18094 + 18111-18120kHz
    - *PSK/Olivia/RTTY re-establish on 18090-18094kHz (previously they used 18100-18109 but have been displaced)*
    - *Wideband MFSK modes (eg Domino and Wideband Olivia) 18111-18120kHz*
  - 9kHz for ACDS – 18111-18120kHz
- **Voice/Image** – No Change



# 17m Band – Structure and Options

**17M**

From	18068	18070	18080	18090	18100	18110	18120	18130	18140	18150	18160
To	18070	18080	18090	18100	18110	18120	18130	18140	18150	18160	18168

Existing Regional Band Plan	IARU R1	CW (Primary)	[Blue bar from 18070 to 18090]										
		Beacon	[Light blue bar from 18070 to 18160]										
		Data	[Red bar from 18100 to 18120]										
	IARU R2	CW (Primary)	[Blue bar from 18070 to 18090]										
		Beacon	[Light blue bar from 18070 to 18160]										
		Data	[Red bar from 18100 to 18120]										
	IARU R3	CW (Primary)	[Blue bar from 18070 to 18090]										
		Beacon	[Light blue bar from 18070 to 18160]										
		Data	[Red bar from 18100 to 18120]										
Proposed Unified Band-plan	Proposed	CW (Primary)	[Blue bar from 18070 to 18090]										
		Beacon	[Light blue bar from 18070 to 18160]										
		Data	[Red bar from 18100 to 18120]										
Centres of Activity	Data	Conversational Data	[Purple bar from 18090 to 18100]										
		Time Sync Data	[Orange bar from 18100 to 18110]										
		Unattended (ACDS)	[Light blue bar from 18110 to 18120]										
	CW	QRP	[Small blue bar from 18080 to 18090]										
	Voice / Image	Emcom	[Small green bar from 18150 to 18160]										
		QRP	[Small green bar from 18130 to 18140]										

KEY	CW (Primary)	DATA	DATA (Secondary)	VOICE	VOICE (Secondary)
-----	--------------	------	------------------	-------	-------------------



# 17m Band - Proposal

17m Band	Frequency Segment (kHz)	Primary Mode	Secondary Mode	Max Bandwidth (Hz)	Centres of Activity	Sub-Band (kHz)
	18068-18090	CW			200	CW - QRP
18090-18109	Data			2700	Conversational Data (eg PSK/RTTY/Olivia)	18090-18094
					Time Synced Modes (eg WSJT Family Modes)	18094-18109
					WSPR Weak Signal Beacons (Dial 18104.6 kHz)	18106-18106.2
18109-18111	CW			200	International Beacon Project	18110
18111-18120	Data	Speech		2700	Automatic Controlled Data Stations (ACDS)	18111-18120
18120-18168	Speech / Image	All Modes		2700	Speech QRP	18130
					Digital Voice	18150
					Speech Emergency Comms (Global)	18160



# 15M Band



# 15m Detailed Changes

- **CW (Primary) – No Change**
- **Data – Sub-Band Usage Change Only**
  - 21kHz for “Time Sync Data” 21074-21095 kHz
    - WSJT FT8, FT4, JT65, JT9, Q65, JS8Call etc
  - 59kHz for conversational
    - *PSK/Olivia remain on 21070-21074 kHz*
    - *Wideband MFSK/RTTY modes (eg Domino and Wideband Olivia) 21095-21130 kHz*
  - 20kHz for ACDS – 21130-21150 kHz
- **Voice/Image – No Change**





# 15m Band – Structure and Options

15M

From	21000	21010	21020	21030	21040	21050	21060	21070	21080	21090	21100	21110	21120	21130	21140	21150	21160	21170	21180	21190
To	21010	21020	21030	21040	21050	21060	21070	21080	21090	21100	21110	21120	21130	21140	21150	21160	21170	21180	21190	21200

			15M Band Structure																			
			21000-21010	21010-21020	21020-21030	21030-21040	21040-21050	21050-21060	21060-21070	21070-21080	21080-21090	21090-21100	21100-21110	21110-21120	21120-21130	21130-21140	21140-21150	21150-21160	21160-21170	21170-21180	21180-21190	
Existing Regional Band Plan	IARU R1	CW (Primary)	[Blue]																			
		Beacon																				
		Data																				
	IARU R2	CW (Primary)	[Blue]																			
		Beacon																				
		Data																				
	IARU R3	CW (Primary)	[Blue]																			
		Beacon																				
		Data																				
Proposed Unified Band-plan	CW (Primary)	[Blue]																				
	Beacon																					
	Data																					
Centres of Activity	Data	Conversational Data																				
		Time Sync Data																				
		Unattended (ACDS)																				
	CW (Primary)	Inter-continental																				
		Contest preferred																				
		QRP																				
Voice	Inter-continental																					
	Contest Preferred																					
	Emcom																					

KEY	CW (Primary)	DATA	DATA (Secondary)	VOICE	VOICE (Secondary)
-----	--------------	------	------------------	-------	-------------------



# 15m Band - Proposal

15m Band	Frequency Segment (kHz)	Primary Mode	Secondary Mode	Max Bandwidth (Hz)	Centres of Activity	Sub-Band (kHz)
	21000-21070	CW			200	Contest Preferred
CW - QRS						21055
CW - QRP						21060
21070-21149	Data			500	Conversational Data (eg PSK/Olivia/MFSK)	21070-21074
					Time Synced Modes (eg WSJT Family Modes)	21074-21094
					Conversational Data	21094-21100
				WSPR Weak Signal Beacons (Dial 21094.6 kHz)	21096.0-21096.2	
				2700	Conversational Data (Wideband)	21100-21125
Automatic Controlled Data Stations (ACDS)	21125-21149					
<b>21149-21151</b>	<b>CW</b>			<b>200</b>	<b>International Beacon Project</b>	<b>21150</b>
21151-21450	Speech / Image	All Modes		2700	Digital Voice	21180
					Speech QRP	21285
					SSTV	21340
					<b>Speech Emergency Comms (Global)</b>	<b>21360</b>



# 12M Band



# 12m Detailed Changes

- **CW (Primary)** – Reduction from 25 → 20kHz
- **Data** – Expansion from 23 → 28kHz
  - 15kHz for “Time Sync Data” 24914-24929kHz
    - WSJT FT8, FT4, JT65, JT9, Q65, JS8Call etc
  - 13kHz for conversational
    - *PSK/Olivia/RTTY re-establish on 24910-24914kHz*
    - *Wideband MFSK modes (eg Domino and Wideband Olivia) 24931-24940kHz*
  - 9kHz for ACDS – 24931-24940kHz
- **Voice/Image** – No Change



# 12m Band – Structure and Options

**12M**

From	24890	24900	24910	24920	24930	24940	24950	24960	24970	24980	24990
To	24900	24910	24920	24930	24940	24950	24960	24970	24980	24990	

		From	To	Mode
Existing Regional Band Plan	IARU R1		24890-24900	CW (Primary)
			24930	Beacon
			24940-24990	Voice/Image
	IARU R2		24890-24900	CW (Primary)
			24930	Beacon
			24940-24990	Voice/Image
	IARU R3		24890-24900	CW (Primary)
			24930	Beacon
			24940-24990	Voice/Image
Proposed Unified Band-plan	Proposed		24890-24900	CW (Primary)
			24930	Beacon
			24940-24990	Voice/Image
			24900-24930	Data
Centres of Activity	Data		24900-24910	Conversational Data
			24910-24930	Time Sync Data
			24930-24940	Unattended (ACDS)
	CW (Primary)			Inter-continental Contest preferred
				QRP
				QRS
	Voice			Inter-continental Contest Preferred
				Emcom
				QRP
			Image / SSTV	

KEY

- CW (Primary)
- DATA
- DATA (Secondary)
- VOICE
- VOICE (Secondary)



# 12m Band - Proposal

12m Band	Frequency Segment (kHz)	Primary Mode	Secondary Mode	Max Bandwidth (Hz)	Centres of Activity	Sub-Band (kHz)
	24890-24910	CW		200	CW - QRP	24906
	24914-24929	Data		2700	Conversational Data (eg PSK/RTTY/Olivia)	24910-24914
					Time Synced Modes (eg WSJT Family Modes)	24914-24929
					WSPR Weak Signal Beacons (Dial 24924.6 kHz)	24926-24926.2
	24929-24931	CW		200	International Beacon Project	24930
	24931-24940	Data	Speech	2700	Automatic Controlled Data Stations (ACDS)	24931-24940
24940-24990	Speech / Image	All Modes	2700	Digital Voice	24940	
				Speech QRP	24950	



# 10M Band



# 10m Detailed Changes

- **CW (Primary) – No Change**
- **Data – Sub-Band Usage Change Only**
  - 21kHz for “Time Sync Data” 28074-28095 kHz
    - WSJT FT8, FT4, JT65, JT9, Q65, JS8Call etc
  - 59kHz for conversational
    - *PSK/Olivia remain on 28070-28074 kHz*
    - *Wideband MFSK/RTTY modes (eg Domino and Wideband Olivia) 28095-28150 kHz*
  - 50kHz for ACDS – 28150-28200 kHz
- **Voice/Image – No Change**





# 10m Band – Structure and Options

10M

From	To
28010	28000
28010	28010
28010	28020
28020	28020
28020	28030
28030	28030
28030	28040
28040	28040
28040	28050
28050	28050
28050	28060
28060	28060
28060	28070
28070	28060
28070	28070
28070	28080
28080	28070
28080	28080
28080	28090
28090	28080
28090	28090
28090	28100
28100	28090
28100	28100
28100	28110
28110	28100
28110	28110
28110	28120
28120	28110
28120	28120
28120	28130
28130	28120
28130	28130
28130	28140
28140	28130
28140	28140
28140	28150
28150	28140
28150	28150
28150	28160
28160	28150
28160	28160
28160	28170
28170	28160
28170	28170
28170	28180
28180	28170
28180	28180
28180	28190
28190	28180
28190	28190
28190	28200
28200	28190
28200	28200
28200	28210
28210	28200
28210	28210
28210	28220
28220	28210
28220	28220
28220	28230
28230	28220
28230	28230
28230	28240
28240	28230
28240	28240
28240	28250
28250	28240
28250	28250
28250	28260
28260	28250
28260	28260
28260	28270
28270	28260
28270	28270
28270	28280
28280	28270
28280	28280
28280	28290
28290	28280
28290	28290
28290	28300
28300	28290
28300	28300
28300	28310
28310	28300
28310	28310
28310	28320
28320	28310
28320	28320
28320	28330
28330	28320
28330	28330
28330	28340
28340	28330
28340	28340
28340	28350
28350	28340
28350	28350
28350	28360
28360	28350
28360	28360
28360	28370
28370	28360
28370	28370
28370	28380
28380	28370
28380	28380
28380	28390
28390	28380
28390	28390
28390	28400
28400	28390
28400	28400

			From		To	
			From	To	From	To
Existing Regional Band Plan	IARU R1	CW (Primary)	28010	28060	28010	28060
		Beacon	28010	28060	28010	28060
		Data	28010	28060	28010	28060
	IARU R2	CW (Primary)	28010	28060	28010	28060
		Beacon	28010	28060	28010	28060
		Data	28010	28060	28010	28060
	IARU R3	CW (Primary)	28010	28060	28010	28060
		Beacon	28010	28060	28010	28060
		Data	28010	28060	28010	28060
Proposed Unified Band-plan	Proposed	CW (Primary)	28010	28060	28010	28060
		Beacon	28010	28060	28010	28060
		Data	28010	28060	28010	28060
		Voice/Image	28010	28060	28010	28060
Centres of Activity	Data	Conversational Data	28010	28060	28010	28060
		Time Sync Data	28010	28060	28010	28060
		Unattended (ACDS)	28010	28060	28010	28060
	CW (Primary)	Inter-continental	28010	28060	28010	28060
		Contest preferred	28010	28060	28010	28060
		QRP QRS	28010	28060	28010	28060
Voice	Inter-continental	28010	28060	28010	28060	
	Contest Preferred	28010	28060	28010	28060	
	Emcom QRP Image / SSTV	28010	28060	28010	28060	

KEY

- CW (Primary)
- DATA
- DATA (Secondary)
- VOICE
- VOICE (Secondary)



# 10m Band - Proposal

10m Band	Frequency Segment (kHz)	Primary Mode	Secondary Mode	Max Bandwidth (Hz)	Centres of Activity	Sub-Band (kHz)
	28000-28070	CW		200	CW - QRS	28055
					CW - QRP	28060
	28070-28190	Data		500	Conversational Data (eg PSK/Olivia/MFSK)	28070-28074
					Time Synced Modes (eg WSJT Family Modes)	28074-28095
					Conversational Data	28095-28110
				2700	Conversational Data (Wideband)	28110-28150
					WSPR Weak Signal Beacons (Dial 28124.6 kHz)	28126.0-28126.2
	Automatic Controlled Data Stations (ACDS)	28150-28190				
	28190-28199	CW		200	International Beacon Project - Regional Time Shared Beacons	
28199-28201	International Beacon Project - Primary				28200	
28201-28225	International Beacon Project - Continuous Duty Cycle Beacons					
28225-28300	BEACON		200	Beacons		
28300-29000	Speech / Image	All Modes	2700	Digital Voice	28330	
				Speech QRP	28360	
				SSTV	28680	
29000-29200	Speech / Image	All Modes	6000	FM simplex - 10kHz channels		
29200-29300	Data	All Modes	6000	Wideband Data		
29300-29510	Satellite		6000	Satellite Uplinks		
29510-29520	Guard Band			Satellite Guard Band		
29510-29700	Speech	All Modes	6000	FM Repeater Inputs (RH1 - RH8)	29520-28590	
				FM Calling Chanel	29600	
				FM Simplex - Repeater (Parrot)	29610	
				FM Repeater Outputs (RH1 - RH8)	29620-29690	



# WSJT Segment Suggestions

Within the Time Synchronised data segments it is not IARU's intention to prescribe individual channel/frequency usage. However migration from the existing arrangements needs to be carefully considered.

**The following suggestions are provided for consideration by the WSJT community.**



# WSJT Channel Suggestions

## • 80M – 14kHz

- 3570-3570.3 – WSPR (existing)
  - 3568.6 dial
- 3570 – FT8 Fox
- 3573-3579 – FT8
  - 3573 and 3576 as dial frequencies
- 3579-3581 – JT65/JT9/Experimental
  - 3579 dial
- 3581-3584 – FT4

## • 40M – 15kHz

- 7065 – FT4
  - can spread to the FT8 Fox during contests
- 7068 – FT8 Fox
  - extra Fox activity on 7062 if needed
- 7071 – 7074 – JT65 / JT9 / Experimental
  - Potentially also JS8Call
- 7074 – 7080 – FT8
  - 7074 and 7077 as dial frequencies
- NOTE: WSPR to keep existing segment
  - 7040-7040.3 kHz - WSPR (existing)
    - 7038.6 dial

## • 30M – 10kHz

- 10130 FT8 Fox/FT4
  - (shared – FT4 contesting not allowed on 30m so this is just FT4 DX)
- 10133-10139 FT8
  - 10133 & 10136 dial frequencies
- 10139-10140 JT65/JT9/Experimental
  - Note: narrow – reflects usage – IARU could reassess use up to 10142 later
- 10140.1-10140.4 kHz – WSPR (Existing)
  - 10138.7 dial

## • 20M – 21kHz

- 14074-14083 – FT8
  - 14074, 14077, 14080 dial frequencies
- 14083-14086 - JT65/JT9/Experimental
- 14086-14089 – FT4
  - 14086 dial and could expand up to 14089 in contests
- 14089-14095 - FT8 Fox or FT8 contest mode
  - 14089 and 14092 dial – contest
- 14097-14097.3kHz (WSPR existing)
  - 14095.6 dial



# WSJT Channel Suggestions

## • 17M – 15kHz

- 18100-18106 – FT8
  - 18100 & 18103 dial
- 18106-18109 – JT65/JT9/Experimental
  - 18106 dial avoiding WSPR
- 18106-18106.3 – WSPR (existing)
  - 18104.6 dial
- 18097 - FT4 (DX Only)
  - 18097 dial
- 18094-18097 – FT8 Fox
  - 18094 dial or 18103 if more capacity required

## • 15M – 21kHz

- 21074-21083 – FT8
  - 21074, 21077, 21080 dial
- 21083-21086 – JT65 / JT9 / Experimental
  - 21083 dial
- 21086-21089 – FT4
  - 21086 dial
- 21089-21095 – FT8 Fox
  - 21089 and 21092 dial
- 21096-21096.3 – WSPR (Existing)
  - 21094.6 dial

## • 12M – 15kHz

- 24914-24920 – FT8 (relocate)
  - 24914 & 24917 dial
- 24920-24923 – JT65/JT9/Experimental
  - 24920 dial
- 24923-24926 – FT4 (DX Only)
  - 24923 dial
- 24926-24926.3 – WSPR (existing)
  - 24924.6 dial
- 24926-24929 – FT8 Fox
  - 24926 dial or 24920 if more capacity required

## • 10M – 21kHz

- 28074-28083 – FT8
  - 28074, 28077 & 28080 dial
- 28083-28086 - JT65/JT9/Experimental
  - 28083 dial
- 28086-28089 – FT4
  - 28086 dial
- 28089-28095 - FT8 Fox
  - 28089 & 28092 dial
- 28126-28126.3 – WSPR (Existing)
  - 28124.6 dial